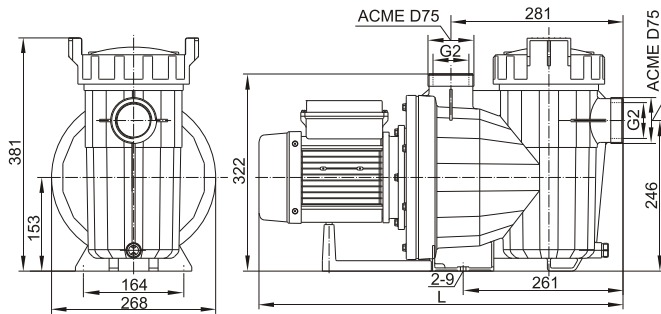
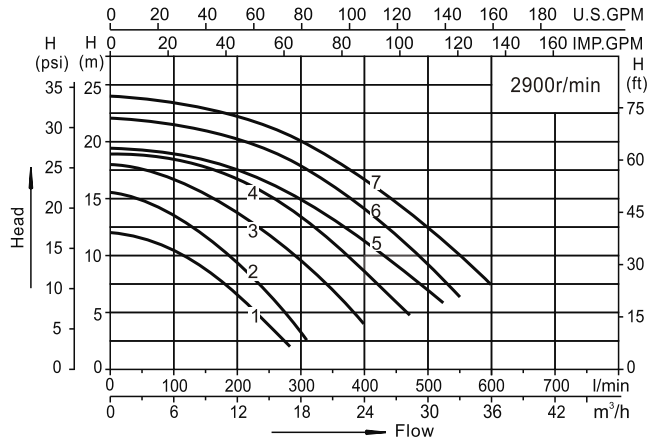


## Overall dimension



Model	L
SVQ075	576
SVQ100	
SVQ150	
SVQ200	
SVQ250	595
SVQ300	
SVQ400	


## Performance curves



ERP547



Recirculation of water in swimming pool equipment



EUROPEAN TYPE

## Features

- \* The inlet and outlet are equipped with 2-inch connector as standard.
- \* With self-priming function, the maximum self-priming is up to 2.5 meters.
- \* The inlet and outlet are reinforced with stainless steel ring.

## Working conditions

Medium temperature: 5-50°C

Environmental temperature: ≤50°C

Max. working pressure: 0.3MPa

## Technical parameter list

Model	Qmax (l/min)	Hmax (m)	Curves	V/Hz	Power(P1)		(Amps)	Fitting size (mm)	G.W (Kg)	Packing size (mm)
					kW	HP				
SVQ075	280	12	1	220-240/50	0.55	0.75	3.2	63	14	615×300×440
SVQ100	310	15.5	2	220-240/50	0.75	1.0	3.8	63	14.8	615×300×440
SVQ150	400	18	3	220-240/50	1.1	1.5	5.2	63	15.9	615×300×440
SVQ200	470	19	4	220-240/50	1.5	2.0	7.0	63	19	635×300×440
SVQ250	520	19.5	5	220-240/50	1.85	2.5	8.6	63	20.2	635×300×440
SVQ300	550	22	6	220-240/50	2.2	3.0	10	63	20.8	635×300×440
SVQ400	600	24	7	220-240/50	3.0	4.0	14	63	25	675×300×440

